

**FLAGSTAFF DOWNTOWN BUSINESS IMPROVEMENT
AND REVITALIZATION DISTRICT OF FLAGSTAFF, ARIZONA**

RESOLUTION NO. 2018-02

A RESOLUTION OF THE DISTRICT BOARD OF THE FLAGSTAFF
DOWNTOWN BUSINESS IMPROVEMENT AND REVITALIZATION
DISTRICT OF FLAGSTAFF ADOPTING THE BUDGET FOR FISCAL
YEAR 2018-2019

WHEREAS, in accordance with the provisions of A.R.S. Title 42, Chapter 17, Articles 1 – 5, the District Board did on May 29, 2018, make an estimate of the different amounts required to meet the public expenditures for the ensuing year, also an estimate of revenues from sources other than direct taxation, and the amount to be raised by taxation upon real property within the Flagstaff Downtown Business Improvement and Revitalization District (the "District"); and


WHEREAS, in accordance with said sections of said Title, and following due public notice, the District met on June 12, 2018, at which meeting any taxpayer was privileged to appear and be heard in favor of or against any of the proposed expenditures or tax levies; and

WHEREAS, it appears that publication has been duly made as required by law, of said estimates together with a notice that the District Board would meet on June 26, 2018, in the Staff Conference Room at Flagstaff City Hall, for the purpose of hearing taxpayers and making tax levies as set forth in said estimates;


NOW, THEREFORE, BE IT RESOLVED BY THE DISTRICT BOARD OF THE FLAGSTAFF DOWNTOWN BUSINESS IMPROVEMENT AND REVITALIZATION DISTRICT OF FLAGSTAFF, ARIZONA AS FOLLOWS:

That said estimates of revenues and expenditures shown on the accompanying schedules as now increased, reduced, or changed, are hereby adopted as the budget of the Flagstaff Downtown Business Improvement and Revitalization District for Fiscal Year 2018-2019.

PASSED by the District Board of the Flagstaff Downtown Business Improvement and Revitalization District this 12th day of June, 2018.



Vice Chairman

ATTEST:


District Clerk

APPROVED AS TO FORM:

Kjellgren & Speed, PLC


District Attorney

SCHEDULE A
SCHEDULE B
SCHEDULE C
SCHEDULE D
SCHEDULE E
SCHEDULE F
SCHEDULE G

OFFICIAL BUDGET FORMS

Flagstaff Downtown Business Improvement and Revitalization District

Fiscal Year 2019

Flagstaff Downtown Business Improvement and Revitalization District

TABLE OF CONTENTS

Fiscal Year 2019

Resolution for the Adoption of the Budget

Schedule A—Summary Schedule of Estimated Revenues and Expenditures/Expenses

Schedule B—Tax Levy and Tax Rate Information

Schedule C—Revenues Other Than Property Taxes

Schedule D—Other Financing Sources/Uses and Interfund Transfers

Schedule E—Expenditures/Expenses by Fund

Schedule F—Expenditures/Expenses by Department (as applicable)

Schedule G—Full-Time Employees and Personnel Compensation

**Flagstaff Downtown Business Improvement and Revitalization District
Summary Schedule of Estimated Revenues and Expenditures/Expenses
Fiscal Year 2019**

THE FINAL OPPORTUNITY FOR PUBLIC INPUT ON THE FLAGSTAFF DOWNTOWN BUSINESS IMPROVEMENT AND REVITALIZATION DISTRICT BUDGET WILL OCCUR ON JUNE 12, 2018 AT 10:00 A.M. IN THE CITY OF FLAGSTAFF CITY HALL, STAFF CONFERENCE ROOM, 211 W. ASPEN AVENUE, FLAGSTAFF, AZ

The budget may be reviewed at the City of Flagstaff City Hall in the City Clerk's Office, 211 W. Aspen Avenue, Flagstaff AZ 86001
or at the website: <http://downtownflagstaff.org>

Fiscal Year	S c h	FUNDS							
		General Fund	Special Revenue Fund	Debt Service Fund	Capital Projects Fund	Permanent Fund	Enterprise Funds Available	Internal Service Funds	Total All Funds
2018	Adopted/Adjusted Budgeted Expenditures/Expenses*	0	204,915	0	0	0	0	0	204,915
2018	Actual Expenditures/Expenses**	0	179,528	0	0	0	0	0	179,528
2019	Fund Balance/Net Position at July 1***		83,991						83,991
2019	Primary Property Tax Levy	0							0
2019	Secondary Property Tax Levy		150,530						150,530
2019	Estimated Revenues Other than Property Taxes	0	34,892	0	0	0	0	0	34,892
2019	Other Financing Sources	0	0	0	0	0	0	0	0
2019	Other Financing (Uses)	0	0	0	0	0	0	0	0
2019	Interfund Transfers In	0	0	0	0	0	0	0	0
2019	Interfund Transfers (Out)	0	0	0	0	0	0	0	0
2019	Reduction for Amounts Not Available								
LESS:	Amounts for Future Debt Retirement								0
									0
									0
									0
2019	Total Financial Resources Available	0	269,413	0	0	0	0	0	269,413
2019	Budgeted Expenditures/Expenses	0	205,450	0	0	0	0	0	205,450

EXPENDITURE LIMITATION COMPARISON

1. Budgeted expenditures/expenses
2. Add/subtract: estimated net reconciling items
3. Budgeted expenditures/expenses adjusted for reconciling items
4. Less: estimated exclusions
5. Amount subject to the expenditure limitation
6. EEC expenditure limitation

2018	2019
\$ 204,915	\$ 205,450
204,915	205,450
\$ 204,915	\$ 205,450
\$	\$

☐ The city/town does not levy property taxes and does not have special assessment districts for which property taxes are levied. Therefore, Schedule B has been omitted.

* Includes Expenditure/Expense Adjustments Approved in the current year from Schedule E.

** Includes actual amounts as of the date the proposed budget was prepared, adjusted for estimated activity for the remainder of the fiscal year.

*** Amounts on this line represent Fund Balance/Net Position amounts except for amounts not in spendable form (e.g., prepaids and inventories) or legally or contractually required to be maintained intact (e.g., principal of a permanent fund).

**Flagstaff Downtown Business Improvement and Revitalization District
Tax Levy and Tax Rate Information
Fiscal Year 2019**

	<u>2018</u>	<u>2019</u>
1. Maximum allowable primary property tax levy. A.R.S. §42-17051(A)	\$ _____	\$ _____
2. Amount received from primary property taxation in the current year in excess of the sum of that year's maximum allowable primary property tax levy. A.R.S. §42-17102(A)(18)	\$ _____	
3. Property tax levy amounts		
A. Primary property taxes	\$ _____	\$ _____
B. Secondary property taxes	132,006	150,530
C. Total property tax levy amounts	\$ 132,006	\$ 150,530
4. Property taxes collected*		
A. Primary property taxes		
(1) Current year's levy	\$ _____	
(2) Prior years' levies	_____	
(3) Total primary property taxes	\$ _____	
B. Secondary property taxes		
(1) Current year's levy	\$ 132,006	
(2) Prior years' levies	_____	
(3) Total secondary property taxes	\$ 132,006	
C. Total property taxes collected	\$ 132,006	
5. Property tax rates		
A. District tax rate		
(1) Primary property tax rate	_____	_____
(2) Secondary property tax rate	1.6637	1.6637
(3) Total District tax rate	1.6637	1.6637
B. Special assessment district tax rates		
Secondary property tax rates - As of the date the proposed budget was prepared, the city/town was operating _____ special assessment districts for which secondary property taxes are levied. For information pertaining to these special assessment districts and their tax rates, please contact the city/town.		

* Includes actual property taxes collected as of the date the proposed budget was prepared, plus estimated property tax collections for the remainder of the fiscal year.

Flagstaff Downtown Business Improvement and Revitalization District
Revenues Other Than Property Taxes
Fiscal Year 2019

SOURCE OF REVENUES	ESTIMATED REVENUES 2018	ACTUAL REVENUES* 2018	ESTIMATED REVENUES 2019
SPECIAL REVENUE FUNDS			
Intergovernmental			
Payment in Lieu of Taxes	\$ 36,496	\$ 36,276	\$ 34,772
Municipal contribution			
Interest Income	120	120	120
	\$ 36,616	\$ 36,396	\$ 34,892
Total Special Revenue Funds	\$ 36,616	\$ 36,396	\$ 34,892
TOTAL ALL FUNDS	\$ 36,616	\$ 36,396	\$ 34,892

* Includes actual revenues recognized on the modified accrual or accrual basis as of the date the proposed budget was prepared, plus estimated revenues for the remainder of the fiscal year.

Flagstaff Downtown Business Improvement and Revitalization District
Other Financing Sources/<Uses> and Interfund Transfers
Fiscal Year 2019

FUND	OTHER FINANCING 2019		INTERFUND TRANSFERS 2019	
	SOURCES	<USES>	IN	<OUT>
SPECIAL REVENUE FUNDS				
None	\$ _____	\$ _____	\$ _____	\$ _____
	_____	_____	_____	_____
Total Special Revenue Funds	\$ _____	\$ _____	\$ _____	\$ _____
TOTAL ALL FUNDS	\$ _____	\$ _____	\$ _____	\$ _____

**Flagstaff Downtown Business Improvement and Revitalization District
Expenditures/Expenses by Fund
Fiscal Year 2019**

FUND/DEPARTMENT	ADOPTED BUDGETED EXPENDITURES/ EXPENSES 2018	EXPENDITURE/ EXPENSE ADJUSTMENTS APPROVED 2018	ACTUAL EXPENDITURES/ EXPENSES* 2018	BUDGETED EXPENDITURES/ EXPENSES 2019
SPECIAL REVENUE FUNDS				
Revitalization District	\$ 204,915	\$	\$ 179,528	\$ 205,450
Total Special Revenue Funds	\$ 204,915	\$	\$ 179,528	\$ 205,450

* Includes actual expenditures/expenses recognized on the modified accrual or accrual basis as of the date the proposed budget was prepared, plus estimated expenditures/expenses for the remainder of the fiscal year.

Flagstaff Downtown Business Improvement and Revitalization District
Expenditures/Expenses by Department
Fiscal Year 2019

DEPARTMENT/FUND	ADOPTED BUDGETED EXPENDITURES/ EXPENSES 2018	EXPENDITURE/ EXPENSE ADJUSTMENTS APPROVED 2018	ACTUAL EXPENDITURES/ EXPENSES* 2018	BUDGETED EXPENDITURES/ EXPENSES 2019
Revitalization District				
Special Revenue Funds	\$ 204,915	\$	\$ 179,528	\$ 205,450
Department Total	\$ 204,915	\$	\$ 179,528	\$ 205,450

* Includes actual expenditures/expenses recognized on the modified accrual or accrual basis as of the date the proposed budget was prepared, plus estimated expenditures/expenses for the remainder of the fiscal year.

**Flagstaff Downtown Business Improvement and Revitalization District
Full-Time Employees and Personnel Compensation
Fiscal Year 2019**

FUND	Full-Time Equivalent (FTE) 2019	Employee Salaries and Hourly Costs 2019	Retirement Costs 2019	Healthcare Costs 2019	Other Benefit Costs 2019	Total Estimated Personnel Compensation 2019
SPECIAL REVENUE FUNDS						
Downtown Revitalization	None	\$ _____	\$ _____	\$ _____	\$ _____	\$ _____
Total Special Revenue Funds		\$ _____	\$ _____	\$ _____	\$ _____	\$ _____
TOTAL ALL FUNDS		\$ _____	\$ _____	\$ _____	\$ _____	\$ _____